





ASPCApro.org


ASPCA Feline Spectrum Assessmentsm

Getting Ready for the FSA

Purpose of the Feline Spectrum Assessment

Less Socialized	Probably Less Socialized	Likely More Socialized	Very Likely More Socialized	
				

Feline Spectrum Assessment Start to Finish



Eligibility Requirements for FSA



OK to Assess

- 6 months old at best estimate
- Cat appears to be in good health
- Chronic physical issue that does *not* affect their normal behavior

Do Not Assess

- Visibly pregnant, nursing or in heat
- Obviously ill or injured
- Obviously social

Which cats should be assessed?



Facility Needs

Cage set up

- Litter Box
- Soft Bed
- Food & water bowls
- Raised bed or shelf



Facility Needs

Feral cat den set up

- Litter box
- Soft Bed
- Food & water bowls
- Feral cat den





Ready for FSA?



Ready for FSA?

Ready for FSA?



Cat is partially hidden

Assessment Room

- Safe and comfortable room to house cats
- Enough light to make observations
- Windows should be covered
- Limited noise and distractions



Cleaning Protocols

- Spot cleaning (unless cage is quite dirty)
- Cleaning should be **AFTER** morning assessments
- And **BEFORE** afternoon assessments
- Important that the cats have **ONE HOUR** to rest and recover before beginning assessments



p. 7 in guide

Feeding Procedure

- Fed every EVENING while enrolled in the FSA
- Important for Scoring on DAY 2 AM
- Recommend using standardized size bowl
- Both Dry and Wet food
- Extremely/Unlikely to be Socialized are more likely to eat overnight on their first night (DAY 1)



p. 25-26 in guide

Equipment Needs

The essentials:

- Clipboard
- White noise machine (if needed)
- Stop watch or clock with second hand
- Food bowls and dry and wet cat food
- Stool on wheels - optional




p. 8 - 13 in guide

Assessment Tools

Interactive Toy

- Made out of non-porous material
- Easily disinfected
- This is a Swiffer® duster handle with duct tape
- Sticky surface to attach string



p. 9-10 in guide

Assessment Tools


Wand Assessment Item

- Stable pole at least 2 feet long
- Non-porous
- Easily disinfected
- Small size rubber spatula with a rounded tip



Who Should Assess?

- Basic understanding of feline behavior & communication
- Objectively observe and record specific behaviors
- Physical ability to bend and kneel in front of cages for prolonged periods
- Conduct the assessment as instructed in the guide



p. 14 in guide

Module 1: Introduction (Complete!)

Module 2: Getting Ready for the FSA(Complete!)

Module 3: Behavior Checklist

Module 4: Assessment Items

Module 5: Scoring

Module 6: When to Begin the Assessment

